

PASTRY

800 DEPTH COUNTERS

Model: KTP8/03A

Code: 04230022

K-ONE

600X400

EN REFRIGERATED COUNTER - Refrigerated pastry counter suitable for 600x400 trays

3 doors

stainless steel work top with backsplash








- made in stainless steel
- 600x400 trays capacity
- refrigeration system HSS "Helped Static System"
- 2.8" touch control panel, digital display
- technical panel at right side
- automatic defrosting system with heating elements
- automatic elimination of condensate water
- automatic defrosting system with heating elements
- supply with: 7 pair of runners each door



TECHNICAL DATA

Body Height	mm	710
Insulation thickness	mm	50
Capacity (net)	l	404
Capacity (gross)	l	605
Doors	nr	3
External dimensions (WxDxH)	mm	2100 x 800 x 1000
Trays/Shelves capacity		600x400 mm
Rack positions	mm	7
Stainless steel top thickness	mm	15/10 H 40
Top type		work top with back spalsh
Condensing unit		plug-in
Evaporators	nr	1
Temperature	°C	0/+8°C
Gas		R290
Max abs. power	W	260*
Cooling power	W	410*
Input voltage		1x230V/50Hz
Energy efficiency class		B
Energy consumption	kWh/24h	2,3
Energy consumption	kWh/year	841
Energy efficiency index		29,8
Climate class		5
Packaging dimensions (WxDxH)	mm	225 x 96 x 110
Volume (gross)	mc	2,38
Net weight	kg	164
Gross weight	kg	179

ACCESSORIES:

	Rilsan 60x40 cm shelf	45020550
	Pair of runners for 60x40 cm trays	20808031
	Stainless steel cm 40x60x2h tray	42000560
	Stainless steel cm 40x60x3h tray	42000562
	Set of nr. 4 Ø 125 castors (2 self-locking)	40200530
	Wi-Fi supervising system (overprice)	45000565
	60Hz frequency	45000560

INSTALLATION DIAGRAM:

FRONT VIEW DIMENSIONS:
 Total width: 2100
 Total depth: 800
 Cabinet depth: 765
 Top panel depth: 100
 Middle panel depth: 40
 Bottom panel depth: 5
 Total height: 2090
 Cabinet height: 1670
 Top panel height: 70
 Middle panel height: 1185
 Bottom panel height: 420
 Door depth: 710
 Door height: 150
 Door top offset: 5
 Door bottom offset: 70
 Door top offset (inner): 200

DETAIL VIEW DIMENSIONS:
 Total width: 1265
 Total height: 2090
 Cabinet width: 710
 Cabinet height: 555

TECHNICAL SPECIFICATIONS:
 GAS REFRIGERANTE R290
 POTENZA MAX ASSORBITA (TN) : 260 W
 POTENZA MAX ASSORBITA (BT) : 930 W
 ALIMENTAZIONE : 230 V ~ 1 - 50Hz (* spina SHUKO) - Lunghezza cavo 2 m

INSTALLATION NOTES:
 PART. INGOMBRO PORTE

DESCRIZIONE	SCHEMA INSTALLAZIONE		CODICE	705046000
	KTP-KTN 8 / 03 R290 NEW			NOME FILE
DATA	05.09.2025	SCALA	1:20	DIS. MARCO P.
- AI TERMINI DI LEGGE QUESTO DISEGNO E' DI PROPRIETA' DI GEMM srl E NON PUO' ESSERE USATO O RIPRODOTTO SENZA NOSTRA AUTORIZZAZIONE -				