

PASTRY|PIZZERIA

PASTRY CABINETS

Model: KPP/40

Code: 04510510

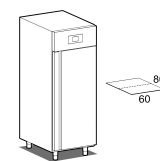
K-ONE

40 TRAYS 600x400

PASTRY POSITIVE UPRIGHT CABINET 40 TRAYS - Pastry refrigerated cabinet for 40 600x400 trays, with high umidity level for a better storage of fresh product and energy save. Available also prearranged for remote condensing unit with valve system.

- made in staineless steel
- 600x400 / 600x800 mm trays capacity
- cooling system with indirect/soft ventilation
- 2.8" touch control panel, digital display
- technical compartment: placed on the top
- automatic defrosting system with hot gas
- automatic elimination of condensate water
- automatic defrosting system with hot gas
- supply with: 40 pair of runners for 600x800mm trays
- not included: trays/shelves


















TECHNICAL DATA

Insulation thickness	mm	75
Capacity (net)	l	608
Capacity (gross)	l	900
Doors	nr	1
External dimensions (WxDxH)	mm	790 x 1080 x 2140
Trays/Shelves capacity		600x400 / 600x800 mm
Rack positions	mm	74
Condensing unit		plug-in
Evaporators	nr	1
Temperature	°C	-2/+8°C
Gas		R290
Max abs. power	W	715*
Cooling power	W	1005*
Input voltage		1x230V/50Hz
Energy efficiency class		D
Energy consumption	kWh/24h	2,55
Energy consumption	kWh/year	932
Energy efficiency index		57,9
Climate class		5
Packaging dimensions (WxDxH)	mm	87 x 114 x 226
Volume (gross)	mc	2,24
Net weight	kg	178
Gross weight	kg	188

ACCESSORIES:

	Rilsan 60x40 cm shelf	45020550
	60x40 cm stainless steel shelf	45100242
	Stainless steel cm 40x60x2h tray	42000560
	Stainless steel cm 40x60x3h tray	42000562
	Pair of runners for 60x80 cm shelf	45020511
	60x80 cm rilsan shelf	45020512
	60x80 cm stainless steel tray/shelf	45020515
	60x80x2h cm stainless steel tray	45020520
	Toughened glass door with internal LED light (overprice)	45020525
	Set of Ø 100 castors	45000540
	Prearranged version with valve system for POSITIVE cabinet (deduction)	K01P-REMOTE
	Wi-Fi supervising system (overprice)	45000565
	60Hz frequency	45000560

INSTALLATION DIAGRAM:

GAS REFRIGERANTE R290

ALIMENTAZIONE ELETTRICA: 230V 50HZ (*spina SCHUKO)
 Lunghezza cavo 3mt

POTENZA ELETTRICA MAX ASSORBITA (TN) : 715 W

POTENZA ELETTRICA MAX ASSORBITA (BT) : 1200 W

POTENZA REFRIGERANTE TN (-10°C/+45°C): 1005 W

POTENZA REFRIGERANTE BT (-23,3°C/+54,4°C): 920 W

DESCRIZIONE		CODICE		NOTE
SCHEMA INSTALLAZIONE KPP-KPN 40 R290 NEW		705045600		
DATA	SCALA	DIS.	NOME FILE	
05.09.2025	1:20	MARCO P.		

- AI TERMINI DI LEGGE QUESTO DISEGNO E' DI PROPRIETA' DI GEMM srl E NON PUO' ESSERE USATO O RIPRODOTTO SENZA NOSTRA AUTORIZZAZIONE -