

RETARDER PROOFING

RETARDER PROVERS ROOMS

Model: CL6/2125

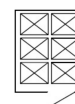
Code: 48001150

PLANET

RETARDER PROOFER ROOM FOR 6 TROLLEYS 600×800 WITH RAMP – Modular panel retarder proofer room complete with steam generator, 7" touch screen control panel with ventilation and humidity control in all phases, and remote Wi-Fi supervision via GEMM Cloud.

- Construction: external finish in grey PET sheet metal / internal finish in AISI 304 18/10 stainless steel lining
- Modular panels, 80 mm thick, insulation with CFC- and HCFC-free injected polyurethane foam
- Reinforced AISI 304 stainless steel drive-over floor, 60 mm thick; No. 1 trolley access ramp
- Internal capacity: no. 6 600x800 trolleys
- Position of technical compartment: control panel and electrical system with front access
- Refrigeration type: "Gentle" cooling system with indirect/soft ventilation
- Control board panel: 7" TOUCH screen control board
- No. 1 hinged door, clear opening 100x197h cm (right-hand hinges); Automatically heated threshold frame and door with magnetic gasket; Internal LED lighting
- Defrosting system: automatic defrosting system with heating elements
- Equipment suitable for floor recess installation
- Supply with: module for connection to the GEMM-Cloud service; USB port
- Not included: trolleys, piping for connection to the condenser unit, and gas charging





Technical Data:

Doors	nr	1
Trolley capacity	nr	6 600x800
External dimensions (WxDxH)	cm	216 x 256 x 267 + 16
Insulation thickness	mm	80
Internal dimensions (WxDxH)	cm	180 x 230 x 197
Standard lock		YES
Standard light		YES
Temperature	°C	-10/+40°C
Condensing unit		remote condensing unit
Gas		R448A/R449A
Ventilation control		YES
Humidity control		YES
Relative humidity	ur%	max 90%
Max abs. power	W	5200 / 4400*
Cooling power	W	5400*
Input voltage		3x400V ~ 50Hz
Climate class		5

*Evap. -10°C, Cond +45°C

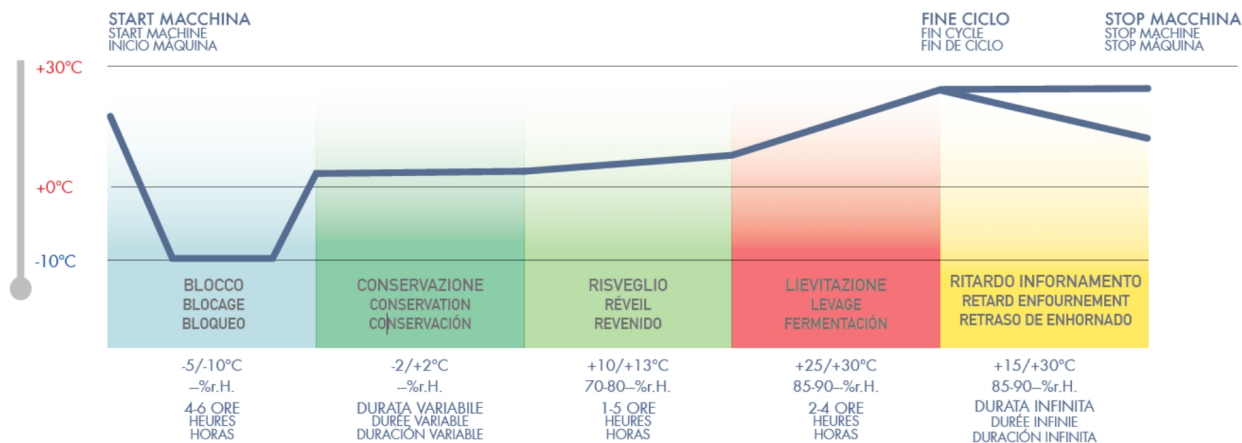
FEATURES OF COOLING SYSTEM AND COMPONENTS:

- No. 2 high thermal exchange coefficient multi-circuit evaporators with cataphoresis anti-corrosion treatment, equipped with air deflectors to ensure high performance.
- The evaporator unit is equipped with 2 fans Ø230, each ensuring uniform cooling of the product on the trolley.
- The evaporator defrosting is electric to improve defrost quality and reduce defrosting time. The automatic defrosting is not activated during the cycle but only during the storage phase to avoid compromising the product inside.
- Accessible evaporator casing to facilitate cleaning and maintenance of the evaporator/fan area.
- Fan lock when the door is opened.
- Open-type condensing unit with high reliability, equipped with hermetic/scroll compressor.
- The electrical panel on the condensing unit allows constant monitoring.
- High and low pressure alarms, compressor oil overheating, and motor thermal protection are displayed both on the equipment's electronic control board and the unit's indicator panel.
- High-performance condenser sized to operate at an ambient temperature of 40°C (climate class 5).
- Condenser fan speed is variable and self-regulating.
- No. 2 High-efficiency steam boilers 2000W with openable structure for easy maintenance. 3/4" water connection, steam production from 2 to 2.6 kg/h.

CONTROL PANEL

- Programming and managing the proofing cycle is extremely easy and precise thanks to the 7" multifunction touch electronic control board. Intuitive and user-friendly, it allows you to set the phases of cooling, storage, warming, proofing, and holding, with the option to store up to 100 work programs and select from 7 languages.

The electronic board ensures an ideal climate for any type of product by controlling temperature and relative humidity. It also provides immediate diagnostics through constant monitoring and display of operating parameters.



DETAILS:



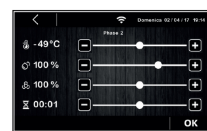
7" TOUCH electronic board



Automatic work cycle



Manual work cycle



The parameter setting menu offers the possibility to adjust the temperature, humidity percentage, fan speed, and interval duration.



Electronic fans that optimize ventilation at every stage




Enhanced evaporators, designed for CO2 and treated with cataphoresis to resist corrosion



High-efficiency steam boiler (steam production from 2-2.6 kg/h).




Internal lighting with LED lights



Reinforced stainless steel floor for trolleys and internal bumpers.



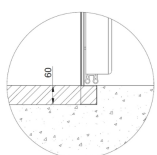
Door thickness detail



Hinge detail



Dictator for soft-closing and automatic door closure (on request).



Scheme for floor recessed installation



Remote monitoring system via GEMM-Cloud Wi-Fi connection

ACCESSORIES:



Standard door cm 80x197h (additional)

48002000



Standard door cm 100x197h (additional)

48002005



Dictator device

48002030



Glass window cm 40x40 for door (overprice)

48002040

Glass window cm 40x160 for door (overprice)

48002045



Left hinged door (overprice)

48002050

Stainless steel AISI 304 external finishing (overprice)

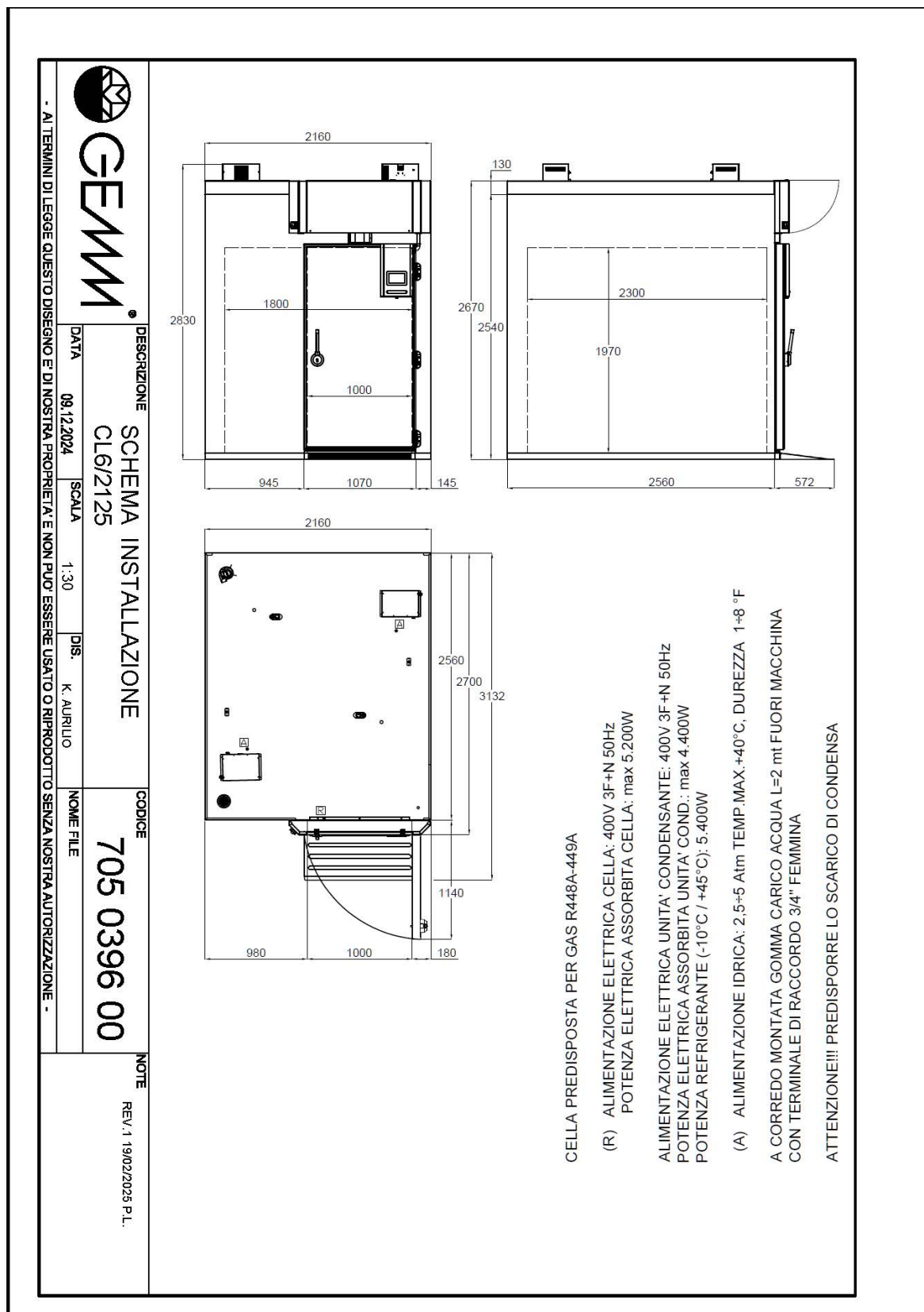
48002060



60Hz frequency

40200560

INSTALLATION DIAGRAM:



CL6/2125