

BRERA

WINE LIBRARY

Model: WL6/122P

Code: 60000310

H 2200

REFRIGERATED WINE DISPLAY: 1 pass-through door, maximum capacity of 128 bottles. Technology, design, and high performance to enhance any environment. Made of AISI 304 stainless steel, it allows for optimal storage of all types of wine by setting the temperature independently within each compartment, $+4/+16^{\circ}\text{C}$. With a customizable color finish, the full glass door shines thanks to the internal white LED lighting (or warm light upon request).

- Construction: stainless steel modular body
- Internal capacity: 128 bottles
- Position of technical compartment: on top
- Refrigeration type: ventilated cooling system
- Control board panel: 2.2" touch control panel, digital display
- "White/cold" led light (6000K); on request "Warm" led light (2700K)
- Defrosting system: with heating elements
- Evaporation of condensation water: automatic
- Machine supplied not assembled
- Optional equipment: painted color finishing on request
- Supply with: led lighting dimmer with remote control
- Not included: bottle-handlings






Technical Data:


Doors	nr	2
External dimensions (WxDxH)	cm	82,5 x 55 x 220
Insulation thickness	mm	50
Standard lock		YES
Standard light		SI, 6000K (on request 2700K)
Temperature	°C	+4/+16°C
Condensing unit		plug-in unit
Gas		R290
Noise level	dba	<43dba
Ventilation control		NO
Humidity control		NO
Max abs. power	W	430*
Cooling power	W	490*
Input voltage		1x230V ~ 50Hz
Climate class		4

*Ambient temp. +26°C / Evap. -10°C, cond. +45°C

DETAILS:




Stainless steel door handle detail




Custom color finishing (on request)




Glass sides (upon request)



SC5/03 Flat bottle structure in plexiglas



SI5/04 Inclined bottle shelf in plexiglas



SR5/01 perforated stainless steel panel, no. bottles capacity



ST5/02 Stainless steel tube structure



Ecological gas (R290)

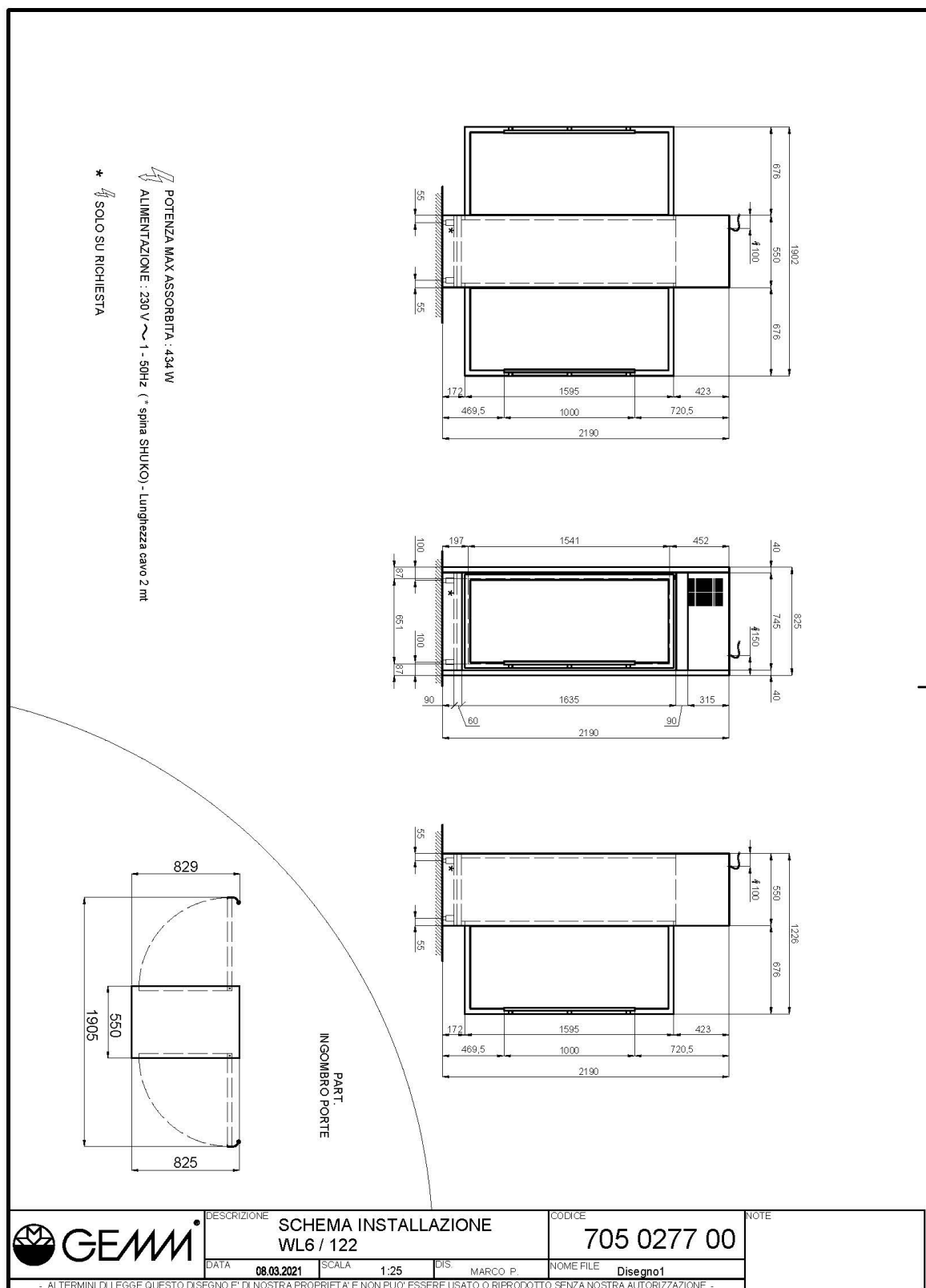


Remote monitoring system via GEMM-Cloud Wi-Fi connection (on request)

ACCESSORIES:

	K522/01 Kit 4 stainless steel shelves (SR5/01) - bottles capacity: no. 128	60000500
	K522/02 Kit 3 stainless steel shelves (SR5/01) + 2 stainless steel bottle handling tubes (ST5/02) - bottles capacity: no. 108	60000510
	K522/03 Kit 3 stainless steel shelves (SR5/01) + 2 inclined bottle-handlings (SI5/04) - bottles capacity: no. 110	60000520
	K522/04 Kit 2 stainless steel shelves (SR5/01) + 4 plexiglass flat bottle-handlings (SC5/03)- bottles capacity: no. 92	60000530
	K522/05 Kit 2 stainless steel shelves (SR5/01) + 2 plexiglass flat bottle-handlings (SC5/03) + 2 inclined bottle-handlings (SI5/04)- bottles capacity: no. 92	60000540
	SR5/01 Stainless steel shelf (capacity no. 32 bottles)	60000700
	ST5/02 Stainless steel bottle handling tubes (capacity no. 6 bottles)	60000705
	SC5/03 Plexiglass flat bottle-handlings (capacity no. 7 bottles)	60000710
	SI5/04 Inclined bottle-handling (capacity no. 7 bottles)	60000715
	Glass sides for WL6/220 (overprice)	60000750
	Stainless steel 25x25 pipes structure WL6 H220 (glass sides)	60000743
	Stainless steel shelf for "standing" bottles (28 bottles' capacity) for glass sides structure	60000770
	Stainless steel shelf for "horizontal" bottles (22 bottles' capacity) for glass sides structure	60000780
	Stainless steel shelf for "tilted" bottles (12 bottles' capacity) for glass sides structure	60000790
	Color finishing WL6 1-2 doors (overprice)	60000850
	Condensing unit 1/4 HP for each WL compartment (> 10 meters distance)	40200180
	Condensing unit 1/6 HP for each WL compartment (≤ 10 meters distance)	40200184
	Wi-Fi supervising system (overprice)	45000565
	60Hz frequency	40200560

INSTALLATION DIAGRAM:



WL6/122P