

## BRERA

### WINE LIBRARY

Model: WL6/226S

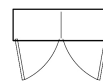
Code: 60000420

H 2600

REFRIGERATED WINE DISPLAY: 2-door wall version with 2 independent temperatures, maximum bottle capacity of 256. Technology, design, and high performance to enhance any environment. Made of AISI 304 stainless steel, it allows for optimal preservation of all types of wine by setting the temperature independently in each compartment,  $+4/+16^{\circ}\text{C}$ . With a customizable color finish, the full glass doors shine with internal white LED lighting (or warm light upon request).

- Construction: stainless steel modular body
- Internal capacity: 320 bottles
- Position of technical compartment: on top
- Refrigeration type: ventilated cooling system
- Control board panel: 2.2" touch control panel, digital display
- "White/cold" led light (6000K); on request "Warm" led light (2700K)
- Defrosting system: with heating elements
- Evaporation of condensation water: automatic
- Machine supplied not assembled
- Optional equipment: painted color finishing on request
- Supply with: led lighting dimmer with remote control
- Not included: bottle-handlings






## Technical Data:


Doors	nr	2
External dimensions (WxDxH)	cm	165 x 55 x 260
Insulation thickness	mm	50
Standard lock		YES
Standard light		SI, 6000K (on request 2700K)
Temperature	°C	+4/+16°C
Condensing unit		plug-in unit
Gas		R290
Noise level	dba	<43dba
Ventilation control		NO
Humidity control		NO
Max abs. power	W	860*
Cooling power	W	980*
Input voltage		1x230V ~ 50Hz
Climate class		4

\*Ambient temp. +26°C / Evap. -10°C, cond. +45°C

## DETAILS:




Stainless steel door handle detail




Custom color finishing (on request)




Glass sides (upon request)



SC5/03 Flat bottle structure in plexiglas



SI5/04 Inclined bottle shelf in plexiglas



SR5/01 perforated stainless steel panel, no. bottles capacity



ST5/02 Stainless steel tube structure



Ecological gas (R290)

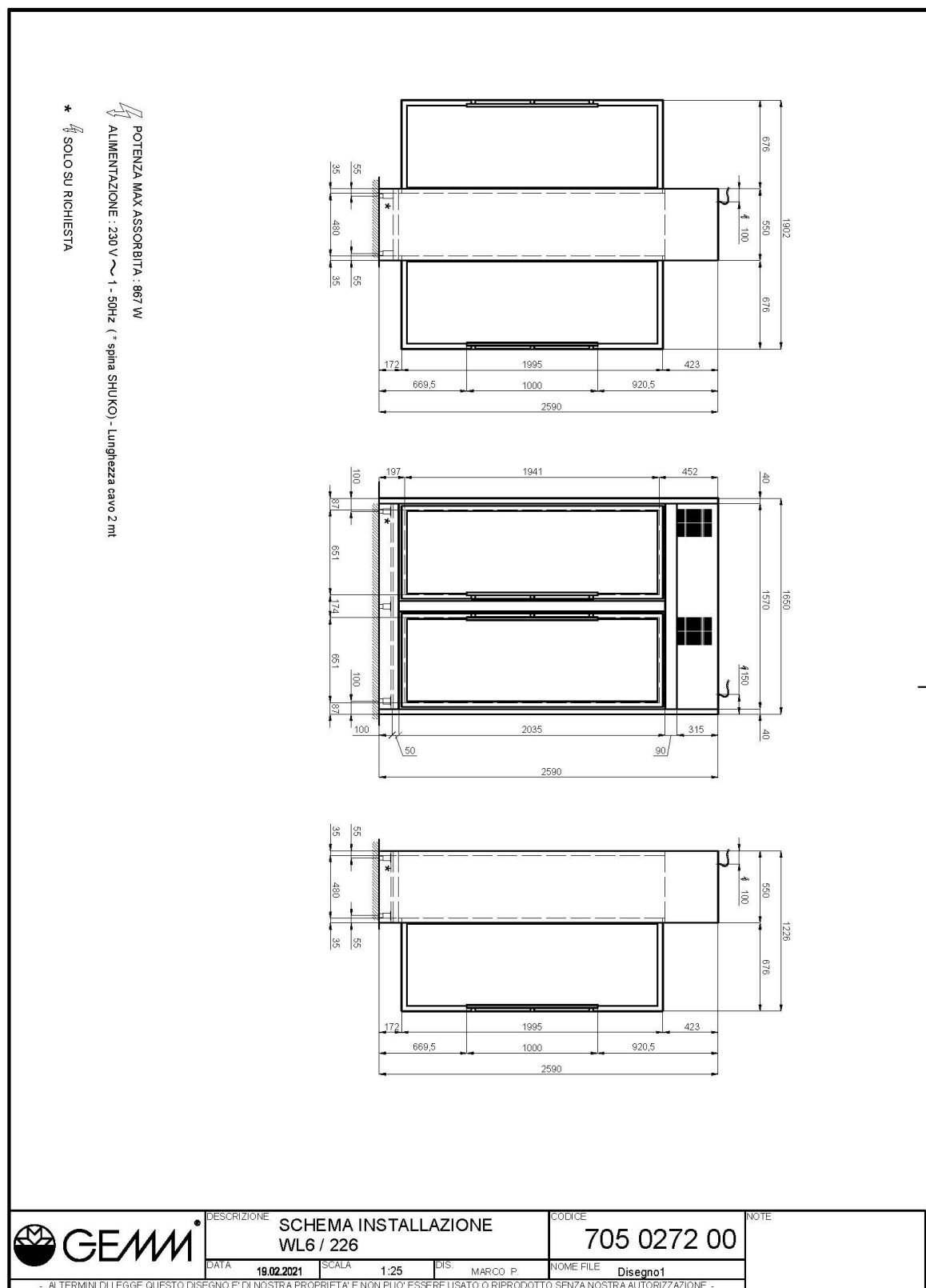


Remote monitoring system via GEMM-Cloud Wi-Fi connection (on request)

## ACCESSORIES:

	K526/01 Kit 5 stainless steel shelves (SR5/01) - bottles capacity: no. 160	60000600
	K526/02 Kit 3 stainless steel shelves (SR5/01) + 4 stainless steel bottle handling tubes (ST5/02) - bottles capacity: no. 120	60000610
	K526/03 Kit 3 stainless steel shelves (SR5/01) + 4 inclined bottle-handlings (SI5/04) - bottles capacity: no. 124	60000620
	K526/04 Kit 3 stainless steel shelves (SR5/01) + 4 plexiglass flat bottle-handlings (SC5/03)- bottles capacity: no. 124	60000630
	K526/05 Kit 2 stainless steel shelves (SR5/01) + 2 plexiglass flat bottle-handlings (SC5/03) + 2 inclined bottle-handlings (SI5/04) + 2 stainless steel bottle handling tubes (ST5/02)- bottles capacity: no. 104	60000640
	SR5/01 Stainless steel shelf (capacity no. 32 bottles)	60000700
	ST5/02 Stainless steel bottle handling tubes (capacity no. 6 bottles)	60000705
	SC5/03 Plexiglass flat bottle-handlings (capacity no. 7 bottles)	60000710
	SI5/04 Inclined bottle-handling (capacity no. 7 bottles)	60000715
	Glass sides for WL6/260 (overprice)	60000760
	Stainless steel 25x25 pipes structure WL6 H260 (glass sides)	60000748
	Stainless steel shelf for "standing" bottles (28 bottles' capacity) for glass sides structure	60000770
	Stainless steel shelf for "horizontal" bottles (22 bottles' capacity) for glass sides structure	60000780
	Stainless steel shelf for "tilted" bottles (12 bottles' capacity) for glass sides structure	60000790
	Color finishing WL6 1-2 doors (overprice)	60000850
	Condensing unit 1/4 HP for each WL compartment (> 10 meters distance)	40200180
	Condensing unit 1/6 HP for each WL compartment (≤ 10 meters distance)	40200184
	Wi-Fi supervising system (overprice)	45000565

## INSTALLATION DIAGRAM:



WL6/226S